

POETRY LIVING

ISSUE
NO. 4

SPRING
2025



What
Good Design
Looks Like

AN INTERVIEW WITH
THE DIRECTOR OF
POETRY LIVING'S
DÉCOR STUDIO

A COMPLETE GUIDE
TO MAKING YOUR
HOME SMELL AMAZING

Where To
Eat After
Your Big
Move



Poetry Living is a well-respected builder of new low-rise, mid-rise and high-rise communities in and around the GTA.

COMPLETED COMMUNITIES

Parkside
Alliston

View In Vaughan
Vaughan

View In Vaughan 2
Vaughan

Abbey Lane Towns
Markham

CityPointe Commons
Brampton

Ellis Lane Phase 1
Caledon

Singles
Sold Out

UNDER CONSTRUCTION COMMUNITIES

CityPointe Heights
(1st release)
Brampton

Condominium
Sold Out

COMING SOON COMMUNITIES

CityPointe Heights
(final release)
Brampton

Condominium
Fall 2025

Ellis Lane Phase 2
Caledon

Singles
Spring 2025

The Valley
Woodbridge

Luxury Singles
Fall 2025

Trent Meadows
Norwood

Singles
Spring 2026



ABOUT THE DÉCOR STUDIO

Design is in the details, which is why we also offer everything from doors and railings to plumbing fixtures and door handles. Our helpful and knowledgeable staff will be there to [guide you through](#) the process of designing the home of your dreams.

Every new Poetry Living homeowner will be welcomed to our state-of-the-art facility featuring over 3,000 sq.ft. of inspiring vignettes and selections to ensure your home is personalized to your family's needs and budget. Our design consultant will be with you throughout the process to help you feel confident and comfortable. From structural changes to colours and finishes, we are here to help.

6 Interior Design Faux Pas to Avoid

SOME ADVICE FOR THOSE DESIGNING THEIR NEW HOMES

Your new home is a blank canvas awaiting your artistic touch. But before you dive into decorating, it's important to steer clear of some common interior design mishaps. Let's take a lighthearted journey through a few very common design faux pas and learn how to sidestep them like a pro.

BY ALYSSIA TIERI

1 Over-the-Top Theme

While themes can add personality, it's crucial not to drown in them. Remember that time you fell in love with beachy decor and decided your living room needed to be a permanent vacation? Instead of sand, shells, and hammocks, think subtlety. Incorporate beachy elements through colours, textures, and a few décor pieces. A couple of nautical throw pillows and a sandy-hued rug can transport you to that coastal retreat without leaving you stranded.



2 Ignoring the Importance of Lighting

Never underestimate the impact of lighting on your space. A single, harsh ceiling light can turn your cozy nook into an interrogation room. The solution? Layer your lighting. Combine ambient, task, and accent lighting to create a warm and inviting ambiance. Imagine basking in the soft glow of a floor lamp as you curl up with a good book. Ah, much better than the stark brightness, isn't it?



3 Furniture That's Way Too Big or Too Small

Picture this: You found that ultra-comfy sofa that feels like a cloud, only to realize it's devouring your living room. Or maybe you opted for dainty chairs that make your dining area look like a dollhouse. Scale matters! Make sure your furniture fits your space appropriately. Before purchasing: measure, measure, measure. Lay out some painter's tape on the floor to visualize how the piece will fit. And don't forget, leave a bit of breathing room between furniture. You need room to live in your living spaces after all.

5 Disregarding Functionality

You saw that stunning glass coffee table, and despite the fact that you have two rambunctious dogs and a toddler, you thought, "Why not?" And then you found out why. Functionality is key. Your home should cater to your lifestyle. Consider your daily routines, the needs of your family members (including the four-legged ones), and how you'll use each space. A home office might look Instagram-worthy with that chic glass desk, but if it's constantly cluttered and you're working on your laptop from the couch, maybe it's time to reassess.



6 Ignoring the Walls

Walls hold so much potential beyond paint. Blank walls are practically begging for attention. But beware, don't dive into a frenzy of art and décor without a plan. Mixing different art styles and sizes can turn your wall into a confusing mishmash. Instead, create a gallery wall with a cohesive theme or go for a single statement piece that ties your décor together. And remember, negative space is your friend. Sometimes a little breathing room on the walls can make your treasures shine even brighter.

4 Neglecting the Power of Colour

Colour can change your mood faster than your morning coffee. But sometimes, in the excitement of decorating, homeowners tend to overdo it. Opt for a balanced colour palette. Choose a main colour and a couple of complementary shades. Use the 60-30-10 rule: 60% dominant colour, 30% secondary colour, and 10% accent colour. Voila! Your space now looks harmonious and inviting, rather than like an exploded crayon box.



As you embark on your interior design journey, remember that mistakes are simply stepping stones toward a beautifully designed home. By avoiding these common faux pas, you're already well on your way to creating a space that's both functional and stylish. So, measure twice, light up your life, and let your home reflect your unique personality without sacrificing practicality. Happy decorating.



Experience The Connected Home.



At Poetry Living, we think carefully about the experience of living in one of our homes long before you get your keys. That's why we've designed a series of solutions to ensure your home is well connected for your comfort and convenience.

Enjoy smart security systems, enhanced internet connections, front-door intercom, whole-home sound systems, and more.



Additional Ethernet Ports

Smartphone, appliances, tablets, TVs and more. In a Poetry Living home you'll never worry about bandwidth with specially structured wiring systems. Plug and play in almost any room.



Hardwired Security System

The reliability of a hardwired alarm system with the convenience and simplicity of a wide range of wireless devices, including a range of sensors and detectors connected to your mobile app.



Security Cameras

Enjoy peace of mind with full colour, AI-enabled security cameras, with on-site storage for all your security footage.



Enhanced WiFi

Enjoy a boost to your wireless network at home with built-in access points.



Intercom

Answer the door from anywhere with your smartphone, and enjoy HD video and reliable two-way communications.



Central Vacuum

A built-in, quiet, convenient and durable solution to keep you home tidy.



Whole Home Sound Systems

Enjoy seamless, high-quality audio with optimally placed speakers for an exceptional listening experience.

 **ELLIS LANE**
BY POETRY LIVING



COMING 2025 TO CALEDON

A collection of 30' & 36' detached homes at Chinguacousy, just north of Mayfield Rd.

2 EXQUISITE MODEL HOMES WILL BE AVAILABLE TO TOUR


REGISTER NOW AT

PoetryLiving.com

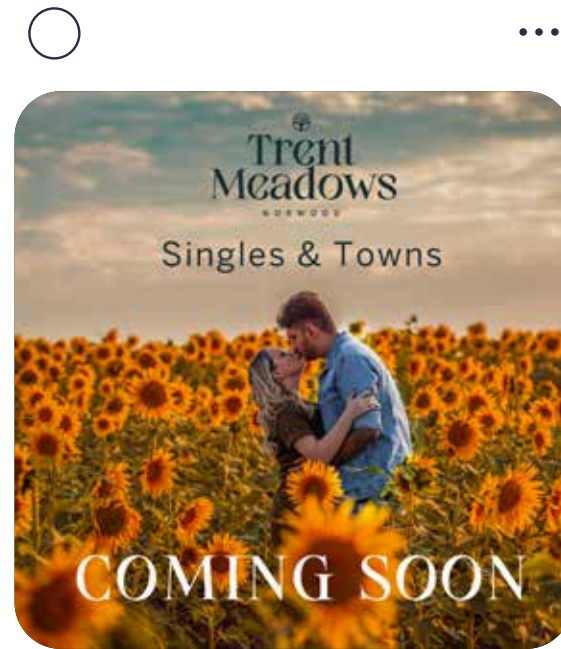






Actual Model Home

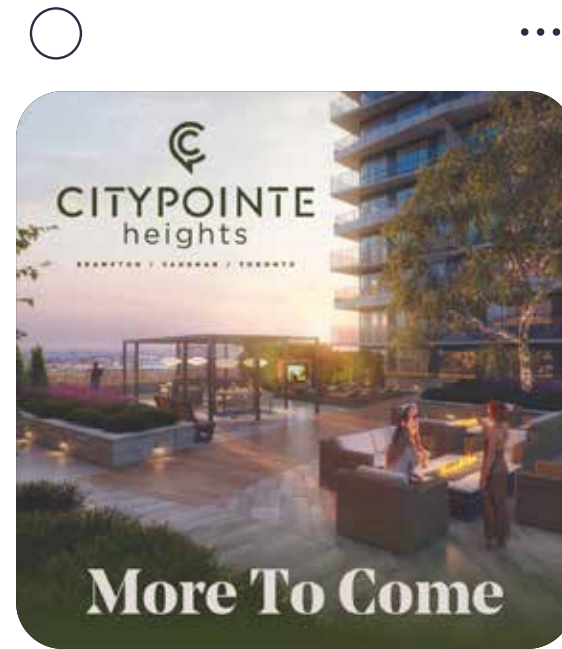
Follow Us on Social!







   
CHBA Best Sales Office Award
#BestSalesOffice



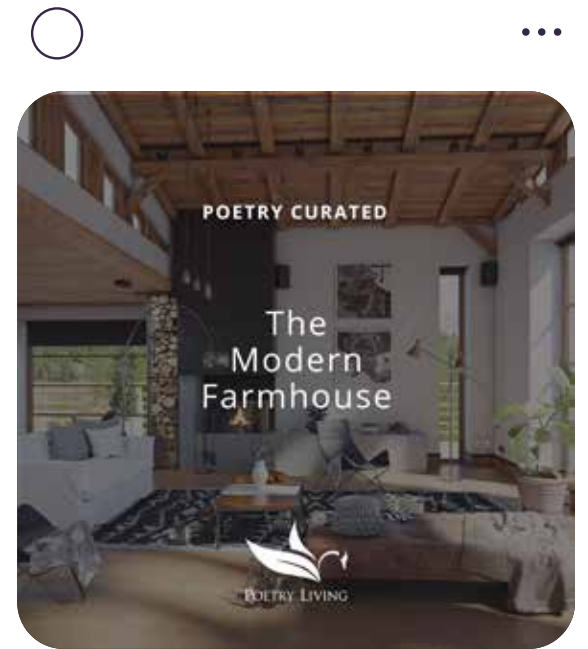
   
Singles & Towns Coming Soon
#Norwood







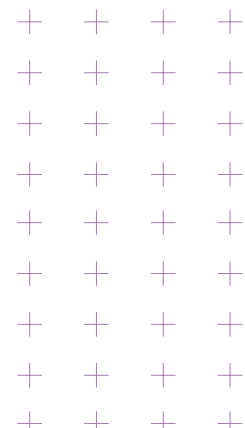
   
CityPointeUpdate
#RegisterToday



   
Home Quotes
#PoetryLiving



   
Poetry Trending
#DesignInspiration



KEEP UP WITH US ON SOCIAL
FOR THE LATEST ON OUR
UPCOMING COMMUNITIES
AND TRENDY DÉCOR TIPS.

@poetrylivinghomes



What *good design* Looks Like



AN INTERVIEW WITH THE DIRECTOR OF POETRY LIVING'S DÉCOR STUDIO

Christina Crupi is the director of Poetry Living's décor studio. Following the recent success of the condo community at CityPointe Heights, she took the time to speak with us. She shared a few tips for designing a condo versus a low-rise home, and talked about some of the unique design choices she's seen in her career, her own personal design preferences, and what she feels makes a Poetry home special.

By Tristan Bronca

Q Could you walk me through the décor selection process as if I were a homebuyer?


A So, you would come in and meet with one of our qualified décor consultants. They'll get to know your preferences, style, and budget. Then they'll provide you with some options.

You may come back to us and say, "this is an investment property, but I really want to make sure my unit is desirable." In that case, we offer designated options for renters. Water detection is one thing that we include in that. These are sensors placed near the laundry, sink, and dishwasher that will notify you of any leaks. Blinds, so you don't have your renters drilling holes in your ceiling or walls. Vinyl is another product geared towards renters because it's a little more durable and water resistant, which is good if you have a lot of traffic and tenants who may be less diligent about cleaning the floors properly.

Q Do you follow a similar process for every demographic — a young couple versus a family versus a downsizer?

A From a high-rise perspective, we see more newlyweds who are saying things like "we'll probably be here five years before we make our move into a house." In a case like that, we might ask if they'd be interested in a fireplace that can really provide that ambiance during movie night or while they're entertaining friends.

Islands are a big thing with newlyweds, because they're able to sit and have their meals there. If someone is elderly, we may suggest changing their bathtub to a shower for easy access.



Q There's a real focus on function it sounds like.

A Yes, because we're working with a small space you want to make sure that everything has a purpose. We also offer closet organizers as an upgrade, for example; some units may not have room for a full dresser, so this feature is extremely functional. We offer barn doors for dens; with many people still working from home, it provides privacy and reduces noise.

*christina
crupi*





Q If you were purchasing a Poetry home or condo are there any specific pieces or upgrades that are can't-live-without items for you?

A In the homes that I have purchased, I tend to focus on things that are not easy to do after you move in. One feature that I think is really important is smooth ceilings. It really creates elegance whether it's a condo or a house. I also think larger trim can do wonders, moving to a five-inch baseboard and increasing door frame heights where possible.

Then I would customize the kitchen. We spend a lot of our time in the kitchens. We entertain there. We are there every morning, every evening. Not all of us enjoy standing behind the stove or the sink, so when it's a place you love, those tasks become a little more enjoyable.



Q Can you explain how the décor process changes based on the type of home?

A Although we have much more flexibility with single-family homes, we ensure both high-rise and low-rise buyers are given the same opportunities. We find packages can really limit homeowner creativity. This is their home and whether it's short-term or long-term, they want to make it their own. So we offer a variety of tiles, elegant cabinet options, quality trim, premium paint, stylish counters, and more.

Q Do you ever feel like you have to guide people away from certain decisions?

A If we're asked, we will give our input but if they are really fixated on one feature and it's something that's going to make them happy, at the end of the day, that's the goal.

But I think we do a phenomenal job ensuring our offerings are classic and timeless. Our colour tones are fairly neutral, muted, and soft. It's very difficult for homeowners to select finishes from our showroom they will regret down the road.

Q I'm curious whether you've had any clients who've made some unique or memorable design decisions...

A Many homeowners really like movement in their countertops. By that I mean really detailed, fairly bold colours, which is very interesting to work with. When we have cases like that, we generally steer them towards a softer cabinet so that the kitchen doesn't look too busy.

You don't get much of that in high-rise suites, though. In smaller spaces you want to keep it subtle.

Q We have a feature in this issue on design faux pas. Are there one or two you wanted to draw attention to?

A In a condo, you don't want big, chunky furniture. And I would highly recommend reducing clutter. So, you might be a bookworm. If you elevate your bookshelves closer to the ceiling and keep things off the floor, the room looks more spacious.

Q What does that kitchen look like for you?

A I would go with a white cabinet, which is classic. I would focus more on features: carrying the countertop up to the backsplash which gives a nice, clean look; a kitchen island with a beautiful waterfall detail along the side; panelled appliances that provide a sleek, European look.



Q Is there anything new coming to the décor studio?

A There's a new release at Ellis Lane in Caledon, and for the model homes we're going to be showcasing white oak kitchens — with those raw, wood details — which are really popular right now. People are pairing that with black metal accents. We're also introducing some nice stone mantles for fireplaces as well as shiplap-type wall details.

Q What do you feel makes Poetry Living unique from a design perspective?

A No one's reinventing the wheel here. While we try to have unique offerings, the difference here is the individuals — the people representing Poetry truly care. They will go that extra mile for our clients. We take pride in our work.

We value feedback from homeowners. If we notice a recurring request that isn't offered in our décor studio, we will sit as a team to explore possible options to address that. If a team doesn't work well together, homeowners will feel the disconnect.

CityPointe Heights **Success!** New Release Coming Soon!

CityPointe Heights launched its first 500 suites and **sold out** all of them in less than four weeks. A new release of units is coming soon.




CITYPOINTE
heights

BRAMPTON / VAUGHAN / TORONTO



The new condo community, located at The Gore Road and Queen Street East, is on the border of three of the GTA's fastest growing cities: Brampton, Vaughan, and Toronto.

The mixed-use community features 657 suites spread out over a nine-storey podium, and between two towers at 25 and 35 stories respectively. Residents will enjoy exclusive access to the community's amenities including luxe entertaining spaces, a state-of-the-art fitness and yoga studio, and a rooftop terrace on the 10th.

The ground floor also features a vibrant community space, with a range of shops and services.



Occupancy begins Fall 2025. To register your interest in the future release of the remaining suites, visit PoetryLiving.com



CityPointe Heights is a TACC/HBNG development

Client Experience



POETRY LIVING TREATS EACH OF OUR HOMEBUYERS THE WAY WE WOULD EXPECT TO BE TREATED; FAIRLY, HONESTLY AND KINDLY.

At Poetry Living, client experience encompasses the overall interaction that our homeowners have throughout their journey. This includes every touchpoint, from the point of purchase to the end of the warranty period. Our goal is to create a seamless and positive experience for our homeowners. At Poetry Living, we place a strong emphasis on understanding and meeting the needs and expectations of our homeowners, building trust and loyalty, and continuously improving processes to enhance satisfaction. By prioritizing client experience, Poetry Living will foster long-term relationships with homeowners, and ultimately provide a wonderful and meaningful homebuying experience.





A Home Song


BY HENRY VAN DYKE

*I read within a poet's book
A word that starred the page:
"Stone walls do not a prison make,
Nor iron bars a cage!"*

*Yes, that is true; and something more
You'll find, where'er you roam,
That marble floors and gilded walls
Can never make a home.*

*But every house where Love abides,
And Friendship is a guest,
Is surely home, and home-sweet-home:
For there the heart can rest.*

- 1924



Where to EAT after your BIG move

15 RESTAURANTS, 3 CITIES

BY BIANCA MORINI

They say the heart wants what the heart wants. But we at Poetry Living believe the stomach knows better. We pride ourselves on choosing locations for our new-home communities that have a wide range of modern amenities and conveniences, but if you just moved into one of those communities, odds are you're still getting acquainted with the places that will become your new local favourites. After your big move, you're probably looking to enjoy an evening out. You've earned it, after all.

That's why we've compiled a list of some of our favourite restaurants in Brampton, Mississauga, and Caledon, three cities that are home to some of the most recent Poetry Living communities at CityPointe and Ellis Lane. We've covered a wide range of cuisines and price points, so whatever your tastes, there's something here for you.

BRAMPTON



Image via BriSkit

Briskit

160 WILKINSON ROAD, BRAMPTON
\$

Unofficially the best brisket in Brampton, Briskit is a local favourite lunch shop. If you're a sucker for slow-cooked pulled pork or brisket sandwiches this is the place to be. They're open Tuesday - Friday from 8am - 2pm with food truck and catering opportunities also available.

Heritage Fish & Chips

2462 QUEEN STREET EAST, BRAMPTON
\$\$

What started as a quaint shop on California Street in downtown Brampton has grown to include six locations serving what they claim is the best fish and chips west of the Atlantic. Through its 37-year history, Heritage Fish & Chips has remained family-owned and operated offering a fine variety of English, Scottish, and Irish dishes — from classic battered cod with chips and mushy peas, to steak and kidney pie.

Vishnus Doubles & Roti

10215 KENNEDY ROAD NORTH, BRAMPTON
\$

One of your best options for traditional Caribbean food in Brampton, Vishnus Doubles & Roti offers comforting curried rice, calaloo stewed chicken, and more, all made with fresh ingredients and authentic recipes. Narcity Toronto listed this shop as one of their top 21 Brampton bucket list restaurants. You can stop by in-store or order online at SkipTheDishes.

The Terrace on The Green

8672 MISSISSAUGA ROAD, BRAMPTON
\$\$\$

If you're looking for more of an elevated fine dining experience, The Terrace on The Green is set on a spectacular property. They offer exceptional hospitality serving contemporary and classic dishes. The venue is ideal for business lunches or a nice evening out. If you're interested in hosting your next event here, they also offer a 150-seat banquet hall.



Image via Mirch Masala

Mirch Masala

263 QUEEN STREET EAST, BRAMPTON
\$\$

An authentic Northern Indian experience. The head chef and owner, Sarabjit Singh is a third-generation chef trained in India and previously the executive chef of Terrace on the Green. He personally designed the extensive menu after mastering Tandoori/Punjabi style curries from Amritsar, Patiala, and Kashmir, all remarkably plated and very tasty. The restaurant is also beautifully designed, offering just the right ambiance for an evening out.

HONOURABLE MENTIONS

Balista Restaurant
90 EASTERN AVE., BRAMPTON
\$

Green Bites Dumpling and Tea Bar
35 RESOLUTION DR., BRAMPTON
\$

CALEDON

Caledon Hills Brewing

17219 HIGHWAY 50, CALEDON
\$\$

This cozy brewery is a Caledon staple. Family owned and located in a converted old church, they offer exceptional German-style beers brewed right on site along with a selection of delicious, pub-style food — sweet potato tacos with halloumi, French onion cheese dips, as well as a seasonally inspired rotating chalk-board menu. When you visit, try their Vienna Lager, their longstanding pride and joy.

Cheeks Bar & Grill

18 KING STREET EAST, BOLTON
\$

Located in Bolton, Cheeks Bar & Grill has been serving their signature homemade food to the local community for over 30 years. They specialize in gourmet burgers, homemade pasta sauces, soups, and more. Whether you dine in or take out you're not going to want to miss what they're serving up.

Sixty Wings

15400 HURONTARIO STREET, CALEDON
\$\$

Known for their delicious hand-breaded, never-frozen and 100% fresh wings, this franchise is a must-try. Their most popular wings include Sweet Heat (tossed in hot sauce, honey garlic and topped with ranch) and Creamy Cajun (tossed in Thousand Island dressing and dill sauce topped with Cajun seasoning). If you're trying to convince a non-wing lover to come out with you, they also offer burgers, quesadillas, wraps, greens, and other specials.



Image via Fratelli Molinaro Ristorante

Adamo Estate Winery

793366 3RD LINE EHS, MONO
\$\$

If you're more of a wine person, then check out Adamo Estate. Located next to Hockley Valley resort, this winery and restaurant overlooks a breathtaking vineyard serving sumptuous Sunday brunches, salumi and cheese (cured and aged on site), and oysters on Wednesdays, all of it served with their curated wine pairings. The winery also offers wine tastings and tours.



Image via Cheeks Bar & Grill

Fratelli Molinaro Ristorante

17 QUEEN STREET NORTH, BOLTON
\$\$

A spot that has developed a reputation as one of Bolton's best Italian restaurants — in a city with a predominantly Italian population, no less — Fratelli Molinaro is a restaurant and pizzeria that offers market-fresh ingredients in a cozy and hospitable atmosphere. Choose from one of their signature pizzas, pastas, or "secondi" and be sure to finish off with their homemade tiramisù.

MISSISSAUGA

Ricks Good Eats

6660 KENNEDY ROAD UNIT 1, MISSISSAUGA
\$\$

With over 4,000 Google Reviews and a 4.6 rating, Ricks Good Eats is less a restaurant than a movement. It was founded by chef and media personality Rick Matharu along with his mom, Manjeet, as an ode to the immigrant experience. He offers home-style Punjabi-Canadian cuisine with a fusion twist: the Punjabi cheeseburger, shahi paneer naanwich, roti tacos, and more. His dishes have even caught the attention of Prime Minister Justin Trudeau.

Capra's Kitchen

1834 LAKESHORE ROAD WEST, MISSISSAUGA
\$\$

Owner and chef Massimo Capra is an Italian-born Canadian restaurateur, cookbook author, and celebrity chef known for his appearances on Chopped and Top Chef Canada. Massimo opened Capra's Kitchen offering pizza and pasta dishes using high-quality ingredients from Canada and Italy. But far from being a stuffy upscale place, the industrial-chic Mississauga spot prides themselves on being fresh and approachable so everyone can enjoy what they have to offer.



Image via Potato Bar

Daldongnae

888 DUNDAS STREET EAST, MISSISSAUGA
\$\$

Named one of Canada's 100 best restaurants by Yelp, this authentic Korean BBQ franchise has several locations throughout the GTA. But the Mississauga location specifically offers wagyu premium beef in chuck steak, rib eye roll, or tenderloin options. The Daldongnae franchise has also been endorsed by several Korean celebrities including actor Lee Seo-Jin and Squid Game director Hwang Dong-Hyuk.

Potato Bar

3525 PLATINUM DRIVE UNIT 119, MISSISSAUGA
\$

What if I was a potato? This was the thought that inspired two brothers develop fresh and, to be honest, genius ways to celebrate the diversity of this universal food staple across cultures: smoked potatoes, hand cut fries, or tater tots all dressed up with seasonal ingredients. They also have potato desserts. You can find high praise for Potato Bar in BlogTO, Insauga, Restaurant Guru, and Munch Halal on Instagram.

Pho Ngoc Yen Restaurant

1090 KAMATO ROAD, MISSISSAUGA
\$

Possibly one of the most acclaimed pho restaurants in the GTA, Pho Ngoc Yen was rated one of Mississauga's top five restaurant openings of 2017, came in at number seven in the top restaurants in the GTA in 2018, and has placed in the top 100 restaurants in the city three years running from 2018 - 2020. If you're looking for an incredible bowl of one of the best comfort foods around, plus a long list of Vietnamese specialties, you may not do much better.



Image via Pho Ngoc Yen Restaurant

HONOURABLE MENTIONS

Villa Caledon Inn
16626 AIRPORT RD., CALEDON
\$\$

HONOURABLE MENTIONS

Bread & Salt Bakehouse
3455 SEMENYK CRT., MISSISSAUGA
\$

La Castile Steakhouse
2179 DUNDAS ST. E., MISSISSAUGA
\$\$\$



THE VALLEY

WOODBRIDGE

SINGLES & TOWNHOMES
COMING SOON



AN EXTRAORDINARY ENCLAVE IN WOODBRIDGE

A new parkland community at the former Board of Trade golf course, The Valley is your chance to experience a visionary new community in heritage Woodbridge.

Register at PoetryLiving.com

A COMPLETE GUIDE TO MAKING YOUR HOME SMELL AMAZING

WE BREAK IT DOWN,
ROOM BY ROOM

BY AMY GREISS

We all want a home that not only looks good but smells good too. A pleasant aroma can instantly lift your spirits and create a welcoming atmosphere for you and your guests. Whether you're preparing for a cozy night in or hosting a gathering, here's a room-by-room guide on how to make your house smell amazing.



THE BATHROOM: Fresh and Invigorating

The bathroom is where you start and end your day, so keeping it smelling fresh can offer a boost in the morning or help you decompress in the evening. There are a few ways to achieve this, including scented candles, essential oil diffusers, or air fresheners.

Place scented candles with soothing scents like lavender, eucalyptus, or citrus on a safe surface away from flammable textiles. The warm, flickering light and aroma will create a spa-like ambiance. Diffusers with essential oils not only look elegant but also release a constant, subtle fragrance. Opt for fresher scents like ocean breeze or bamboo. Try a countertop or plug-in automatic air freshener designed for bathrooms, which release bursts of fragrance at regular intervals, allowing for a consistent scent that you don't have to worry about turning on or off.



THE KITCHEN: Delightful and Appetizing

The kitchen is the heart of your home, and a pleasant, subtle scent created by simmering potpourri or fresh citrus and herbs can enhance your cooking experience without being overpowering.

Create your own natural potpourri by simmering a mixture of cinnamon sticks, cloves, citrus peels, and herbs in a pot of water. The aroma of simmering spices will make your kitchen smell warm and inviting. For a more low-maintenance option, keep a bowl of fresh citrus fruits and herbs like rosemary or mint on the countertop. Their natural scents will add a refreshing note.



THE BEDROOM: Serene and Relaxing

Your bedroom is your sanctuary, a place of rest and relaxation. Here, it's best to use scented linen spray for your bedding and curtains, essential oil diffusers, or scented sachets.

Go to sleep surrounded by calming scents of lavender or chamomile. A diffuser with stress-relieving scents like lavender, cedarwood, or bergamot essential oils can transform the mood in your room. To infuse your clothing, try putting scented sachets in your drawers and closets to keep them smelling fresh.

THE LIVING ROOM: Inviting and Comforting

Your living room is where you unwind and entertain guests. Enhance the ambience with potpourri bowls, fragrant plants, or room spray.

Place decorative bowls filled with potpourri around the room. You can customize the scent to match the season or your preference. Incorporate indoor plants like jasmine, lavender, or geraniums which, in addition to their pleasant fragrances, also add a natural touch to your décor. You can also keep a room spray handy for quick refreshment in scents like sandalwood, vanilla, or a fresh linen fragrance.



THE DINING ROOM: Appetizing and Warm

Enhance the dining experience with an inviting aroma using a scented centerpiece, table candles, or an herb garden.

Choose a fragrant bouquet of flowers as your dining table centerpiece. Flowers like roses, lilies, or jasmine look beautiful and smell exquisite. Candles with warm, inviting scents like vanilla, cinnamon, or apple spice can nicely accompany your meal, provided they aren't too strong, and it can create a cozy atmosphere when paired with soft lighting. If you have a dining room with windows, consider growing a small herb garden just outside in the warmer months to enjoy the aroma of basil, mint, rosemary, and thyme.





Revamp your walk-in in five simple steps.

BY MIKAYLA SALITURO

The walk-in closet: the personal sanctuary where your fashion dreams come to life. But let's face it, even the most beautiful walk-in closets can become cluttered nightmares. If you need help regaining control and transforming your chaotic closet into a serene and stylish space, here are five practical tips.

Tips For Your Seasonal Wardrobe Switch-Over

As the seasons change, you may need to store away your off-season clothes. Here are some tips to make the process go smoothly.

1. When updating your wardrobe, organize your clothes by category, (e.g., t-shirts, pants, dresses) and then further sort them by colour or season. This will make it easier to find what you are looking for.

2. Invest in clean and clear plastic storage containers/bins — easy, stackable, and moisture-resistant. To make the process even smoother, label each bin for quick identification. When winter turns to summer, effortlessly swap out your sweaters for swimsuits.

1. Declutter With One Simple Trick

First things first, declutter your closet. You know those jeans you haven't worn since high school or those shoes that pinch your toes? Donate them! Here's a fun trick: Start by hanging all your clothes with the hangers facing backward. As you wear items, turn the hangers the right way around. After a month or so, you will easily spot the pieces that remain untouched, making it a painless goodbye.

2. Upgrade Your Hangers: Maximize Space

Hangers might seem like a minor detail, but they can make a world of difference in your closet's appearance and functionality. Swap out those mismatched wire hangers for sleek, uniform ones. A good option would be the velvet non-slip hangers which are not only chic but also slim enough to maximize space and gentle on your garments. You can also use multi-pant hangers, which let you hang your jeans, cargo pants, and dress pants vertically, all on a single hanger.

3. Drawer Dividers: Find Things Quickly

From underwear and socks to accessories like belts and ties, drawer dividers are perfect for preventing clutter and for making it easy to find items quickly. You can find plenty of simple options made from sturdy fabric that are foldable and lightweight, and come in different sizes.

4. Open Shelving: Easy & Accessible

The possibilities are endless with open shelving. Showcase your favourite shoe collection, arrange handbags by colour as a décor piece, or neatly stack folded jeans and sweaters. The increased visibility and accessibility make it easy to locate certain items, but it is also practical for keeping your clothes and accessories in order. Worried about your open shelving becoming overcrowded? Incorporate decorative boxes or stylish baskets to keep smaller accessories organized.



5. Utilize Wall Space: Everyday Items Front-and-Centre

If you have a small empty wall in your walk-in closet, it's a golden opportunity to optimize your space. Consider ditching traditional wall décor and opting for decorative hooks instead. These hooks can be the perfect solution for keeping often-used accessories like bags, belts, and hats easily accessible. You can also use this wall space to showcase your latest clothing pieces or pre-plan your outfit for the following day.

With a little creativity and organization tricks, your walk-in closet will become a serene and stylish retreat. Happy organizing!

3. Overfilling your storage containers might lead to tough-to-remove wrinkles and creases. The trick here is to leave room in each bin to allow proper air circulation, keeping your garments fresh. You can also roll and fold clothes into vacuum-seal bags to minimize the amount of space they take up.

4. Shoes need some seasonal tender loving care too. Use clear shoe boxes to store your seasonal footwear collection keeping them organized and protected. Consider using an over-the-door shoe organizer for lighter shoes like flip-flops and flats. This way, you can see all your options easily and ensure they stay dust-free and in good condition.



HOME IS WHERE HAPPINESS GROWS

PoetryLiving.com



161 TRADE VALLEY DR.
VAUGHAN, ONTARIO
L4H 3N6